

Description

The SM712-02HTG-CN transient voltage suppressor (TVS) diode is designed for asymmetrical (12V to -7V) protection in multi-point data transmission standard RS-485 applications. The SM712-02HTG-CN may be used to protect devices from transient voltages resulting from electrostatic discharge (ESD), electrical fast transients (EFT), and lightning.

The SM712-02HTG-CN features 400 Watts ($t_p=8/20\mu s$) of power handling capability to accommodate the higher transient voltage levels which may be expected in extended common mode applications. This provides higher equipment reliability and eliminates the "guess work" required when using zener diodes that are not rated to handle such transient conditions.

The integrated design aids in reducing voltage over-shoot associated with trace inductance. The low clamping voltage of the SM712-02HTG-CN minimizes the stress on the protected transceiver. The SOT-23 package allows flexibility in the design of "crowded" circuit boards.

Ordering Information

Device: SM712-02HTG-CN

Package: SOT-23

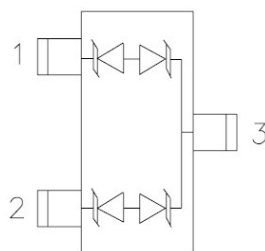
Marking: 712 or C72

Material: Halogen free

Packing: Tape & Reel

Quantity per reel: 3,000pcs

Pin Configuration & Schematic



SOT23 (Top View)

Features

400 watts peak pulse power ($t_p=8/20\mu s$)

Transient protection for asymmetrical data lines to

IEC 61000-4-2 (ESD) $\pm 15kV$ (air), $\pm 8kV$ (contact)

IEC 61000-4-4 (EFT) 40A (5/50ns)

IEC 61000-4-5 (Lightning) 12A (8/20 μs)

Protects two +12V to -7V lines

Low capacitance

Low leakage current

Low clamping voltage

Solid-state silicon avalanche technology

RoHS compliant

Mechanical Data

SOT-23 package

Flammability Rating: UL 94V-0

Terminal: Matte tin plated.

Packaging: Tape and Reel

High temperature soldering guaranteed:
260°C/10s

Reel size: 7 inch

Applications

Protection of RS-485 transceivers with
extended common-mode range

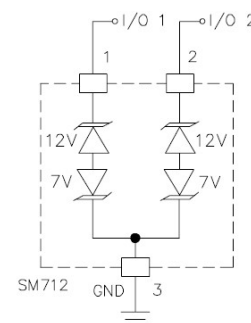
Security systems

Automatic Teller Machines

HFC systems

Networks

Circuit Diagram



Absolute Maximum Rating

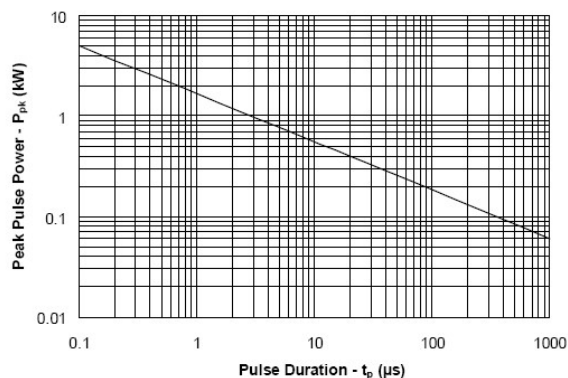
Symbol	Parameter	Value	Units
P_{PP}	Peak Pulse Power (8/20 μ s)	400	W
I_{PP}	Peak Pulse Current (8/20 μ s)	17	A
V_{ESD}	ESD per IEC 61000-4-2 (Air) ESD per IEC 61000-4-2 (Contact)	± 15 ± 8	kV
T_{OPT}	Operating Temperature	-55/+150	°C
T_{STG}	Storage Temperature	-55/+150	°C

Electrical Characteristics (T_{amb}=25°C)

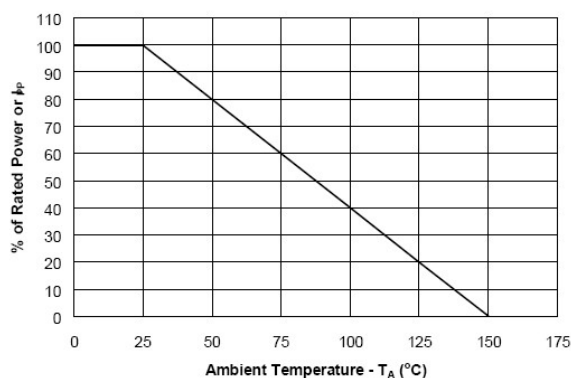
Symbol	Parameter	Test Condition	Pin 1 to 3 and Pin 2 to 3 (12V) TVS			Pin 3 to 1 and Pin 3 to 2 (7V TVS)			Units
			Min	Typ	Max	Min	Typ	Max	
V_{RWM}	Reverse Working Voltage	Pin 3 to 1 or Pin 2 to 1			12			7	V
V_{BR}	Reverse Breakdown Voltage	$I_T = 1mA$	13.3			7.5			V
I_R	Reverse Leakage Current	$V_R = V_{RWM}$			1			20	μA
V_{C1}	Clamping Voltage 1	$I_{PP} = 5A$, $t_p = 8/20\mu s$			20			12	V
V_{C2}	Clamping Voltage 2	$I_{PP} = 17A$, $t_p = 8/20\mu s$			26			16	V
C_{J1}	Junction Capacitance 1	$V_R = 0V$, $f = 1MHz$			75			75	pF
C_{J2}	Junction Capacitance 2	$V_R = V_{RWM}$, $f = 1MHz$		45			45		pF

Electrical Characteristics Curve

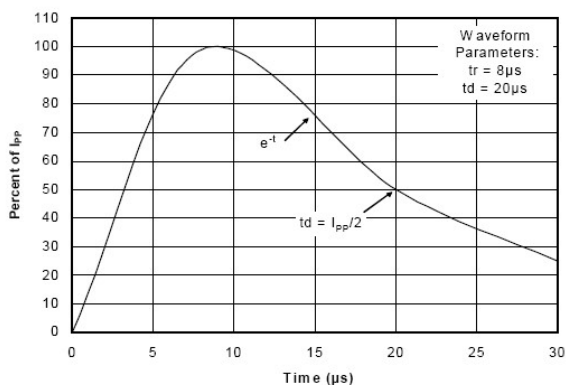
Non-Repetitive Peak Pulse Power vs. Pulse Time



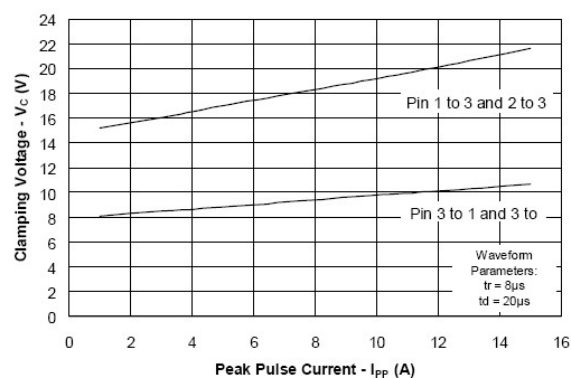
Power Derating Curve



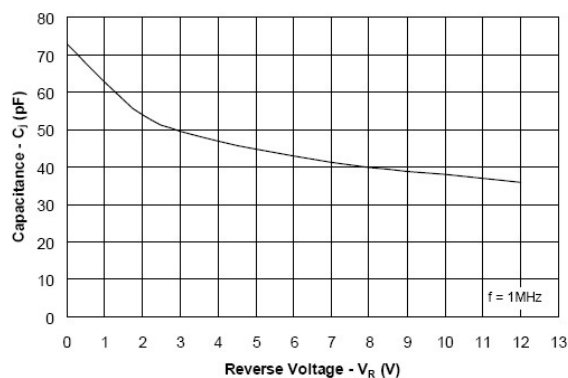
Pulse Waveform

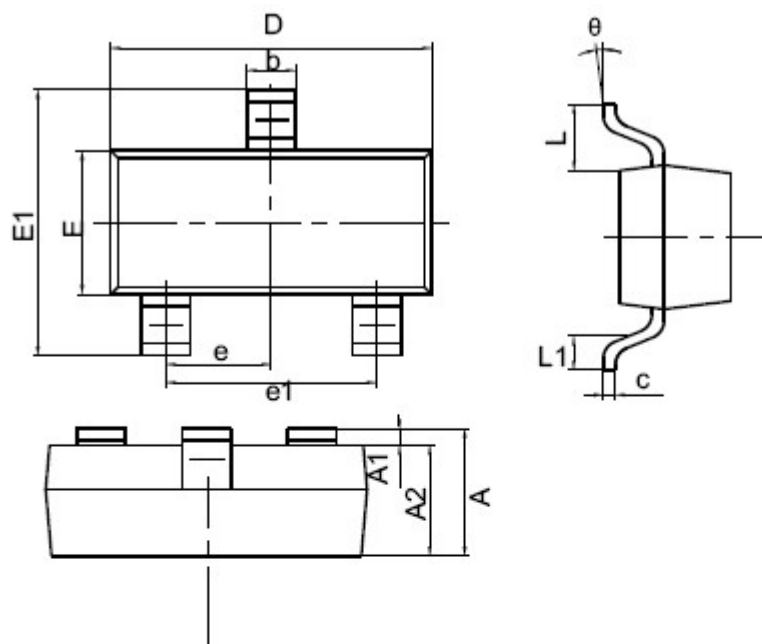


Clamping Voltage vs. Peak Pulse Current



Capacitance vs. Reverse Voltage



SOT-23 Package Outline Dimensions


symbol	Dimensions In Millimeters		Dimensions In Inches	
	Min.	Max.	Min.	Max.
A	0.900	1.150	0.035	0.045
A1	0.000	0.100	0.000	0.004
A2	0.900	1.050	0.035	0.041
b	0.300	0.500	0.012	0.020
c	0.080	0.150	0.003	0.006
D	2.800	3.000	0.110	0.118
E	1.200	1.400	0.047	0.055
E1	2.250	2.550	0.089	0.100
e	0.950REF.		0.037REF.	
e1	1.800	2.000	0.071	0.079
L	0.550REF		0.022REF	
L1	0.300	0.500	0.012	0.020
θ	0°	8°	0°	8°

NOTICE

The information presented in this document is for reference only. Involving product optimization and productivity improvement, ChipNobo reserves the right to adjust product indicators and upgrade some technical parameters. ChipNobo is entitled to be exempted from liability for any delay or non-delivery of the information disclosure process that occurs.

本文件中提供的信息仅供参考。涉及产品优化和生产效率改善，ChipNobo 有权调整产品指标和部分技术参数的升级，所出现信息披露过程存在延后或者不能送达的情形，ChipNobo 有获免责权。

The product listed herein is designed to be used with residential and commercial equipment, and do not support sensitive items and specialized equipment in areas where sanctions do exist. ChipNobo Co., Ltd or anyone on its behalf, assumes no responsibility or liability for any damages resulting from improper use.

此处列出的产品旨在民用和商业设备上使用，不支持确有制裁地区的敏感项目和特殊设备，ChipNobo 有限公司或其代表，对因不当使用而造成的任何损害不承担任何责任。

For additional information, please visit our website <https://www.chipnobo.com/en> or consult your nearest Chipnobo sales office for further assistance.

欲了解更多信息，请访问我们的网站 <https://www.chipnobo.com/en>，或咨询离您最近的 Chipnobo 销售办事处以获得进一步帮助。