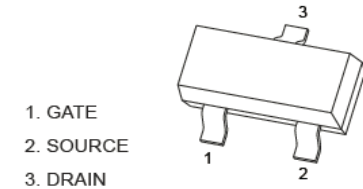
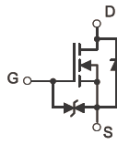


V(BR)DSS	RDS(ON)MAX	ID
60V	2.7Ω@10V	340mA
	3.0Ω@4.5V	

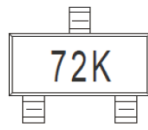
SOT-23



Equivalent circuit



MARKING



特征 Features

- High density cell design for low RDS(ON).
- Voltage controlled small signal switch.
- Rugged and reliable.
- High saturation current capability.
- ESD protected
- Load Switch for Portable Devices.
- DC/DC Converter.

机械数据 Mechanical Data

- 封装: SOT-23 封装 SOT-23 Small Outline Plastic Package.
- 环氧树脂 UL 易燃等级 Epoxy UL: 94V-0.
- 安装位置: 任意 Mounting Position: Any.

极限值和温度特性(TA = 25°C 除非另有规定)

Maximum Ratings & Thermal Characteristics (Ratings at 25°C ambient temperature unless otherwise specified.)

参数 Parameters	符号 Symbol	数值 Value	单位 Unit
Drain-Source Voltage	V _{DS}	60	V
Gate-Source Voltage	V _{GS}	±20	V
Continuous Drain Current	I _D	340	mA
Power Dissipation	P _D	350	mW
Junction Temperature	T _J	150	°C
Storage Temperature	T _{stg}	-50-+150	°C
Thermal Resistance From Junction to Ambient	R _{θJA}	357	°C/W

电特性 (TA = 25°C 除非另有规定)

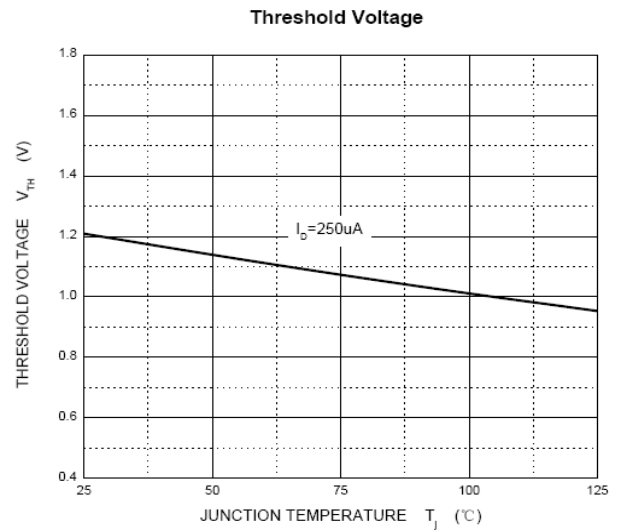
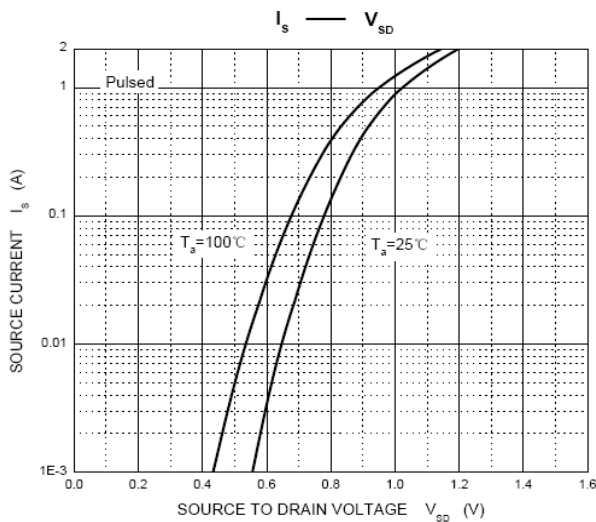
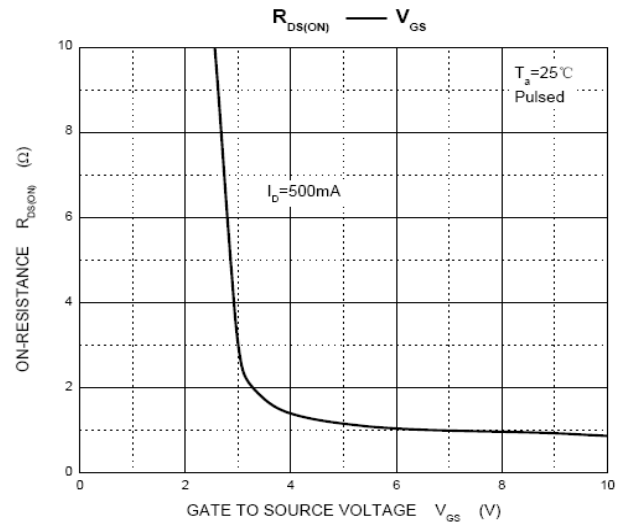
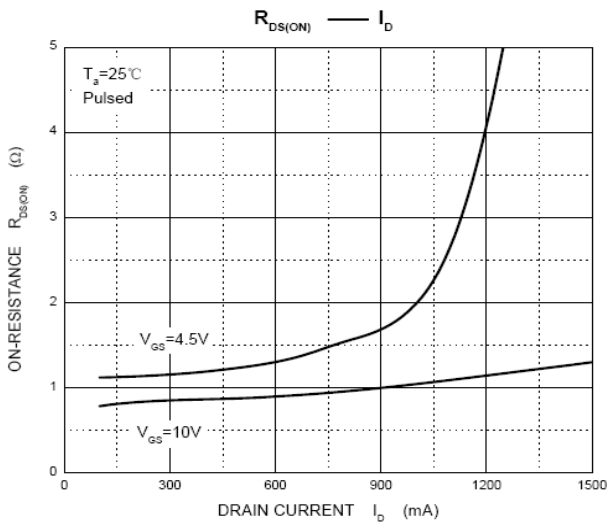
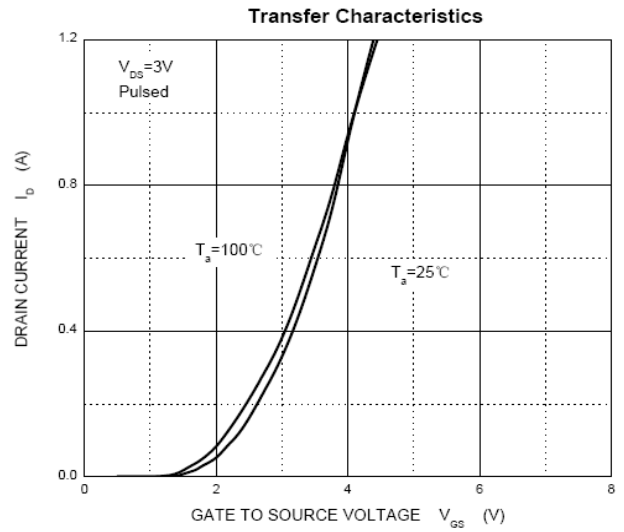
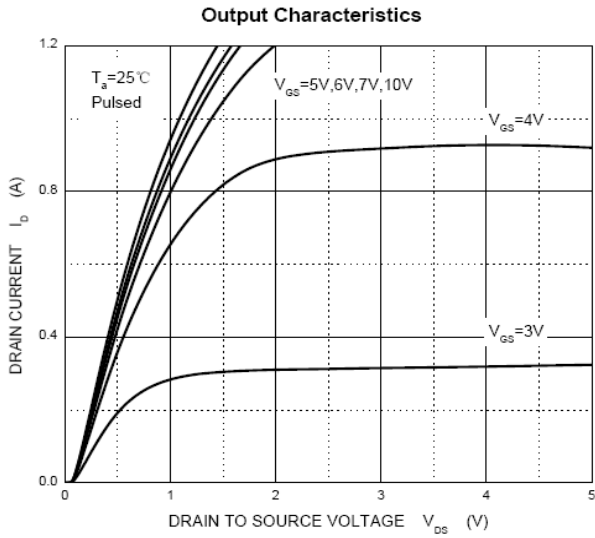
Electrical Characteristics (Ratings at 25°C ambient temperature unless otherwise specified).

参数 Parameter	符号 Symbols	测试条件 Test Condition	界限 Limits			单位 Unit
			Min	Typ	Max	
Drain-Source Breakdown Voltage	V _{DS}	V _{GS} =0V, I _D =250uA	60			V
Gate-Threshold voltage*	V _{th(GS)}	V _{DS} =V _{GS} , I _D =1mA	1	1.3	2.5	V
Gate-body Leakage	I _{GSS1}	V _{DS} =0V, V _{GS} =±20V			±10	uA
	I _{GSS}	V _{DS} =0V, V _{GS} =±10V			±200	nA
	I _{GSS}	V _{DS} =0V, V _{GS} =±5V			±100	nA
Zero Gate Voltage Drain current	I _{DSS}	V _{DS} =48V, V _{GS} =0V			1	uA
Drain-Source On-Resistance*	R _{DS(ON)}	V _{GS} =10V, I _D =500mA		0.9	2.7	Ω
		V _{GS} =4.5V, I _C =200mA		1.1	3.0	
Diode Forward voltage	V _{SD}	I _S =300mA, V _{GS} =0V			1.50	V
Input capacitance**	C _{iss}	V _{DS} =10V, V _{GS} =0V, f=1MHz			40	pF
Output capacitance**	C _{oss}				30	
Reverse Transfer capacitance**	C _{rss}				10	
SWITCHING TIME						
Turn-on Time**	t _{d(on)}	V _{DD} =50V, R _L =250Ω, V _{GS} =10V, R _{GS} =50Ω, R _G =50Ω			10	ns
Turn-off Time**	t _{d(off)}				15	
Reverse recovery Time	t _{rr}	V _{GS} =0V, I _S =300mA, V _R =25V, Dis/dt=-100a/uS		30		ns
GATE-SOURCE ZENER DIODE						
Gate-Source Breakdown Voltage	BV _{GSO}	I _{GS} =±1mA(Open Drain)	±21.5		±32	V

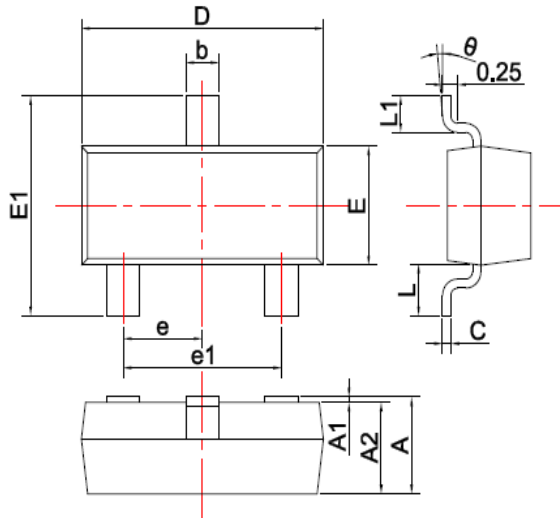
Notes: * Pulse Test: Pulse Width ≤300us, Duty Cycle≤2%.

** These parameters have on way to verify.

Typical characteristics



SOT-23 PACKAGE OUTLINE Plastic surface mounted package

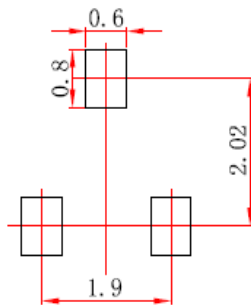


SYMBOL	DIMENSIONS	
	MIN.	MAX.
A	0.900	1.150
A1	0.000	0.100
A2	0.900	1.050
b	0.300	0.500
c	0.080	0.150
D	2.800	3.000
E	1.200	1.400
E1	2.250	2.550
e	0.950TYP	
e1	1.800	2.000
L	0.550REF	
L1	0.300	0.500
θ	0°	8°

Unit: mm

焊盘设计参考 Precautions: PCB Design

Recommended land dimensions for SOT-23 diode. Electrode patterns for PCBs



- Note:
1. Controlling dimension: In millimeters.
 2. General tolerance: ± 0.05mm.
 3. The pad layout is for reference purposes only.

NOTICE

The information presented in this document is for reference only. Involving product optimization and productivity improvement, ChipNobo reserves the right to adjust product indicators and upgrade some technical parameters. ChipNobo is entitled to be exempted from liability for any delay or non-delivery of the information disclosure process that occurs.

本文件中提供的信息仅供参考。涉及产品优化和生产效率改善，ChipNobo 有权调整产品指标和部分技术参数的升级，所出现信息披露过程存在延后或者不能送达的情形，ChipNobo 有获免责权。

The product listed herein is designed to be used with residential and commercial equipment, and do not support sensitive items and specialized equipment in areas where sanctions do exist. ChipNobo Co., Ltd or anyone on its behalf, assumes no responsibility or liability for any damages resulting from improper use.

此处列出的产品旨在民用和商业设备上使用，不支持确有制裁地区的敏感项目和特殊设备，ChipNobo 有限公司或其代表，对因不当使用而造成的任何损害不承担任何责任。

For additional information, please visit our website <http://www.chipnobo.com>, or consult your nearest Chipnobo sales office for further assistance.

欲了解更多信息，请访问我们的网站 <http://www.chipnobo.com>，或咨询离您最近的 Chipnobo 销售办事处以获得进一步帮助。